

# CEM W-303B 220...240Vac to a non-BHT control unit

**Warning**

The CEM has no fuse.  
A fuse must be present in the heater control circuit.  
Recommended fuse: 10A slow

Do not place the safety switch in the heater control circuit.

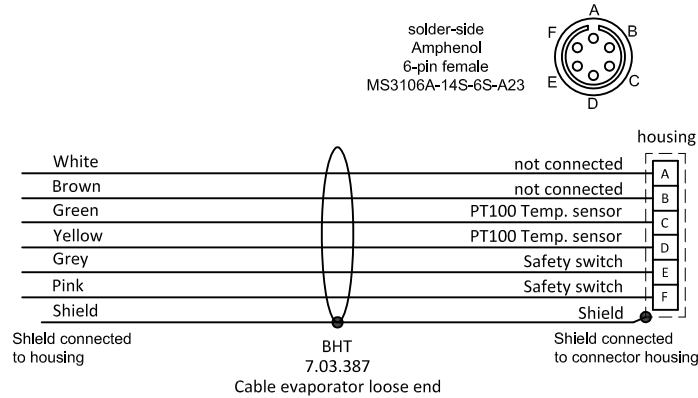
The CEM must be part of a temperature controlled system.

The PT100 in the CEM must be part of the temperature controlled system.

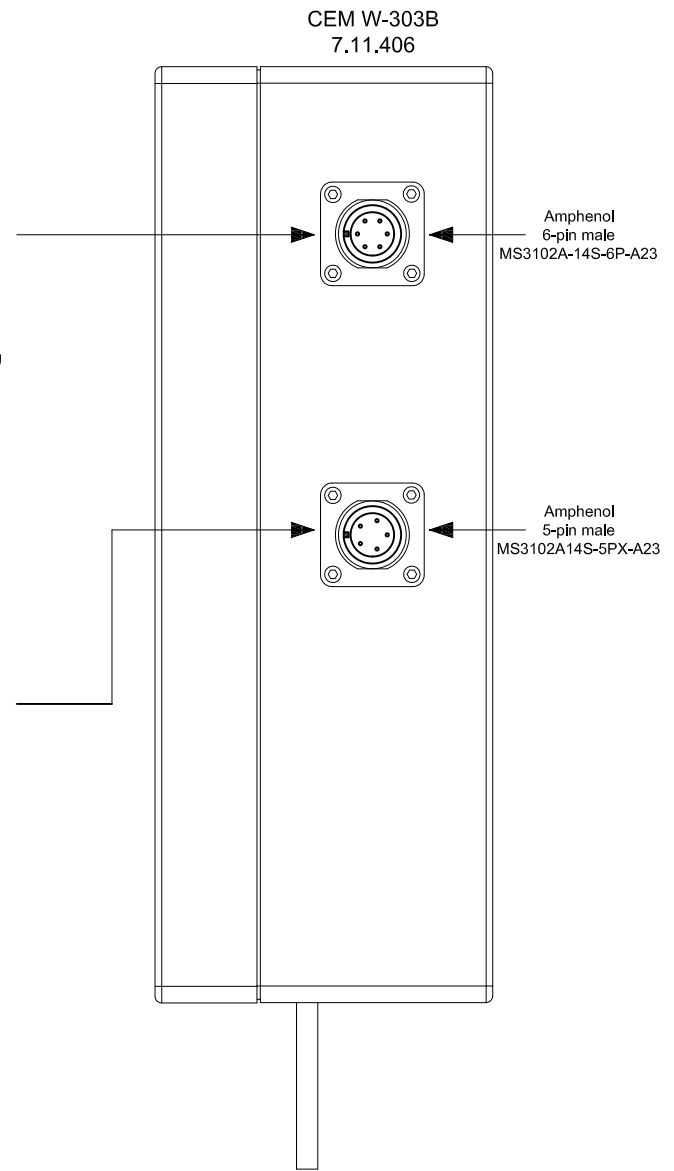
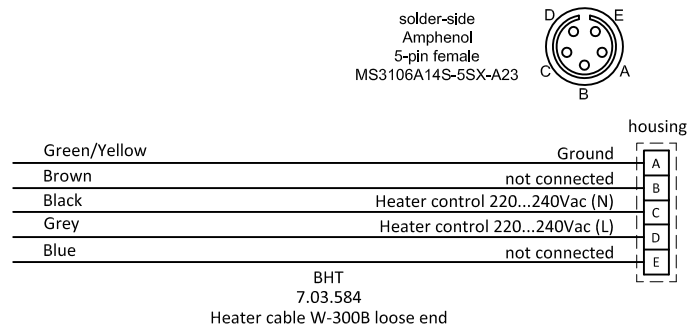
---

**Safety Switch**

Pepi Miniature Thermostat Model C.  
Contacts open when temperature increases  
operating temperature 200°C +/- 7K the thermostate  
case is electrical alive;  
insulated by Nomex sleeve.  
Switching power 12V or 24V dc 3A max.  
Thermostate is not suitable for alternating current.



Power supply  
220...240Vac  
50-60Hz  
Power 1650VA max.



Recommended electrical diagram heater controlled system

